



Advanced IoT Framework for Optimizing Sunflower Seed Production in Uzbekistan: Integration of Multi-Environmental Sensors

Danish Ather^{1,2,*}, Abu Bakar Bin Abdul Hamid³, Noor Inayah Binti Ya'akub³, Rubina Liyakat Khan⁴, Pooja⁵, Rajneesh Kler^{1,2}

¹Post Doctoral Research Fellow, Infrastructure University Kuala Lumpur, Malaysia

²Amity University in Tashkent, Uzbekistan

³Infrastructure University Kuala Lumpur, Malaysia

⁴Imam AbdulRahman Bin Faisal University, Saudia Arabia

⁵Sharda University, Uzbekistan

Emails: danishather@gmail.com; abubakarhamid@iukl.edu.my; inayah@iukl.edu.my; rlkhan@iau.edu.sa; Pooja@shardauniversity.uz; rkler@amity.uz

Abstract

The current work focuses on the establishment of an enhanced Internet of Things (IoT) model in expectation to improve the sunflower seeds output in Uzbekistan. The presented framework involves examination of air quality, soil moisture, temperature, humidity, light intensity, GPS and weather station which is anticipated in giving a complete control and monitoring of the environmental probes at real time. The main goal is to establish an argument that such architecture will increase the yields in agriculture. It is done by simulating a model based on correlation and regression on secondary data which shows that the model will provide solutions to the problems associated with conventional farming which include conventional approaches towards provision of water and failure to internalize the conditions within which farming activities occur. The connection of the proposed sensors with the platform based on Arduino allows to gather and analyze the data that is essential for making appropriate decisions by the farmers. As the results the use of the developed framework in selected fields of sunflower will enhance yield with a potential of up to 25% in yield increase. Thus, the results shows that the implementation of such an innovative IoT architecture can greatly help farmers to increase efficiency, make proper use of resources, and minimize the negative effects on the environment while contributing to the development of sustainable agriculture. At the end the study recommends that further studies shall include more variables in the framework and test it for other crops and in other regions.

Received: February 19, 2024 Revised: April 28, 2024 Accepted: July 20, 2024

Keywords: IoT Framework; Arduino Platform; Sunflower Seed Production; Air Quality Sensors; Soil Moisture Sensors; Temperature Sensors; Light Intensity Sensors; GPS; Automated Irrigation; Uzbekistan Farming

1. Introduction

This Sunflower seeds are one of the primary products in the agricultural industry of the Uzbekistan that plays a huge role in the state's economy and nutrition. Due to the climatic conditions prevailing in Uzbekistan with its arid and semi-arid desert regions it qualifies to be on the list of leading provisional producers of arable lands, which in turn has given a fillip to the considerable cultivation of sunflower, seeds there. People for consumption do not only use these seeds but also as a raw material for such important products as oils and sundry by-products; consequently, sunflower is one of the most vital agricultural crops. Despite the significance of sunflower farming, several issues continue to

prevail, which hampers the production. The alternative farming practices inhibit the proper utilization of water in irrigation where crops are either overwatered or underwatered hence reducing crop production standards. Notably, farmers experience challenges in tracking various factors such as the health of the soil, the latter is temperature and other factors such as weather due to lack of data. Pests that feed on plants and crops, pollution of the environment, diseases that affect crops as well as extreme weather conditions that affect crop quality and quantity worsen this. In addition, there is inconsistent access to technologies by farmers; the farming sector is not mechanized, and many of the farmers do not have ready access to information technologies, which are important in the introduction of new farming practices. Lack of funding and scarce government assistance compound these problems and hence make it difficult to enhance efficiency.

Internet of Things (IoT) has become one of the innovative technologies that may change the industry of agriculture dramatically. IoT deals with the connectivity of devices and sensors for the purpose of data acquisition in real time and processing it to improve decision-making and management. In the case of agriculture for instance, different parameters like moisture, air quality, temperature, humidity, and light intensity can be sensed by IoT technologies. Irrigation systems, weather stations and GPS modules also enrich the possibility of effective control and regulation of farming activities. Thus, this investigation shall seek to determine the viability of an IoT enhanced framework for optimizing production of sunflower seeds in Uzbekistan. Through incorporation of the different sensors and using Arduino based system, this framework aims at achieving real time monitoring and controlling all the important environmental factors. The goals of the work are to evaluate the contemporary state of sunflower production, to integrate IoT technologies to monitor and manage agricultural indices, to evaluate the resultants of analyzed data in terms of increased effectiveness of production, and to define the Teck potentials of the IoT solutions for farmers. Figure 1 represents the layout of smart seed farming.

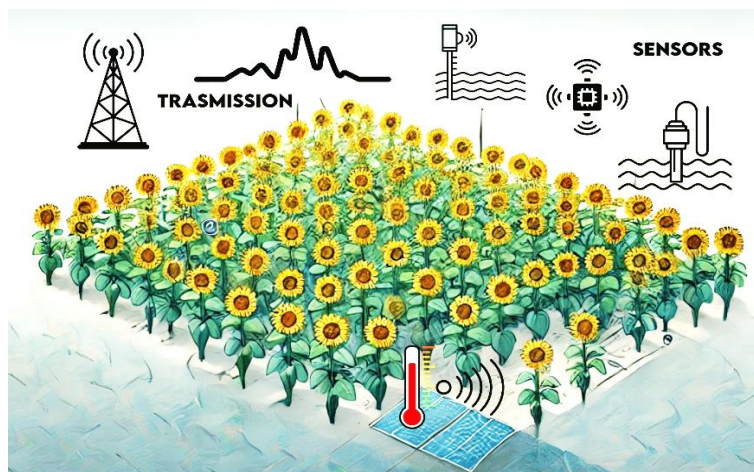


Figure 1. Smart Seed Farming Layout

By analyzing the shortcomings of conventional agriculture and the methodical guidelines for applying IoT technologies in Uzbekistan, the work attempts to show how an improved IoT framework can increase the yields without increasing the inputs and contribute towards the sustainability of the sector in Uzbekistan. The findings generated from the research shall serve as a reference to the farmers, policy makers and other stakeholders in the agricultural sector towards enhancement of optimum farming strategies.

2. Related Work

The use of smart technologies in Agriculture has for the past decade been an area central to more innovation especially with the proliferation of IoT technologies. Several studies relate to use of IoT for automation and control of processes that characterize farming and agriculture, hence has been an essential tool in increasing yield and efficiency. Several studies have stressed the opportunities that IoT can provide for boosting crop yields, using resources efficiently, and controlling the natural and the environment factors efficiently.

With modern developments in technologies, IoT technologies especially have been highly acclaimed for their ability to change the face of farming. Some of the IoT applications seen in agriculture are smart farming, precision farming, crop monitoring, and irrigation. Actively, IoT devices tend to gather tremendous information from the field which when properly analyzed and do well for farmers. This approach assists in arriving at efficient decisions since it has an impact on crop production and the use of resources. [1]- [4]

There are many published works on the application of IoT in agriculture. For instance, Agarwal et al., described current developments of WSNs in agriculture, in demonstrating how IoT can help in management of crops and cutting on wastage of resources. However, they pointed out that the environment and health risks are not so much expressed separately, but only fingerprints of the addressed issues are detected while the focus is made on such elements as sunflower seeds and the effect of monitoring both the air and soil moisture levels. [5] – [8]

In another study discussed how big data has been practiced in agriculture, and especially how the Internet of things gadgets assist in decision-making. They expressed the fact that there was very little practical application of IoT devices, particularly Arduino-based systems in the growing of sunflowers [9]. Likewise, The integration of Arduino-based systems for agricultural condition surveillance and mechanization but did not highlight the environmental parameters such as temperature and humidity [10]-[12].

Pollution affects agriculture, as when pollutants are present in the air they reduce the growth rate of plants. However, his paper did not focus on the application of IoT in real-time air quality monitoring in agricultural areas. In turn, Jones et al. spoke about the monitoring of soil moisture with IoT and possibilities of effective irrigation for water use and crop productivity. However, their study was limited to only the moisture content of the soil without the inclusion of other contents of the environment such as the quality of air. [13]-[14].

Although there is a considerable amount of research done as regards IoT applications in agriculture, there is very less privileged information available regarding IoT handling application in sunflower farming. For instance, Garcia et al., developed IoT-based smart agriculture air quality control system and the results indicated that air quality has direct impact on the crops’ quality. Nevertheless, this work did not incorporate the recording of soil moisture, an aspect that is important in the assessment of the entire environment in agriculture. The following table outlines the noted gaps as captured in the literature.

Table 1: Findings and Gap Analysis

Findings	Gaps
IoT applications can improve crop management.	Limited focus on sunflower seeds and combined air and soil moisture monitoring.
Big data analysis can optimize farming practices.	Lack of practical implementation of Arduino-based systems in sunflower farming.
Arduino-based systems improve agricultural monitoring.	No specific focus on air quality and soil moisture in sunflower farming.
Air quality affects plant health.	No use of IoT for real-time air quality monitoring.
IoT-based soil moisture sensors improve irrigation.	Focus solely on soil moisture, excluding air quality.
Air quality improvements benefit crop health.	No integration with soil moisture monitoring.

The gaps identified in the reviewed literature also point to the IoT’s immense potential in enhancing agriculture, for instance, through monitoring and applications of real-time data. However, there is much research that voids the balanced use of IoT for sunflower farming, particularly applying the two sensors for air quality and soil moisture. It is against this background that this study will seek to fill these gaps by establishing an improved IoT framework that puts into use advanced environmental sensors in improving on the production of sunflower seeds in Uzbekistan. Based on the possibilities of IoT, the research aims to contribute helpful knowledge and effective procedures applicable in progressive and environmentally friendly farming.

3. Methodology

3.1 Framework Design and Components

The work uses a sophisticated IoT system that involves various sensors to manage and enhance the conditions in the environmental chamber to produce sunflower seeds. The element of the framework includes both the tangible and the intangible aspects collectively aimed at capturing, processing and analyzing data in real-time for decision-making. This is summarized in figure 2:

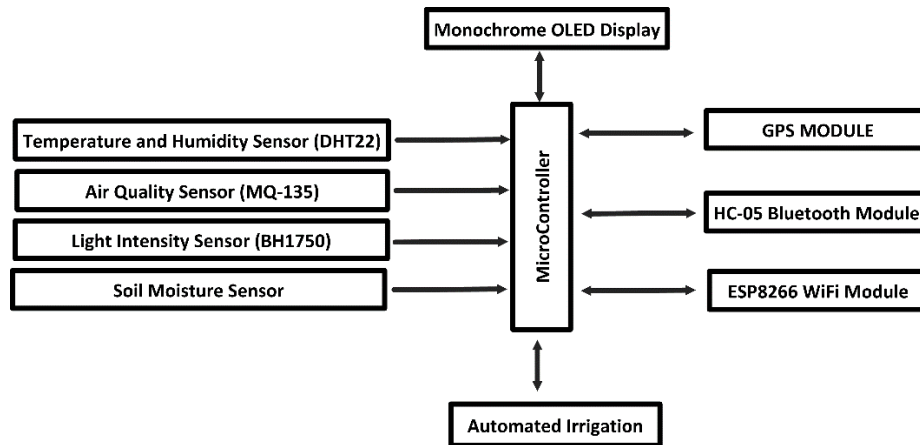


Figure 1. Block Diagram for suggested Implementation

The figure depicts a plan of an environmental monitoring system, which is based on a microcontroller. Temperature and humidity, air quality, light intensity and soil moisture sensors give data to the microcontroller, which in turn processes this data, shows it via the OLED display, and uses the data to control the irrigation system. Besides the essential hardware, it possesses other units such as location tracking using a GPS module and transmitting data using communication modules of HC-05 Bluetooth and ESP8266 WiFi. The Arduino Uno is used as the main microcontroller in this integrated monitoring system; it receives signals from and controls data of different sensors.

The MQ-135 is one of the main sensors used in this system, though many similar sensors are also available on the market. They indicate the intensity of toxic gases in the atmosphere by giving out an analog signal. This signal is converted into a concentration value in parts per million (ppm) using the following formula, which is given the reference name of Equation 1:

$$Concentration(ppm) = \left(\frac{Analog\ Reading}{1024} \right) \times 5 \times 100 \quad (1)$$

For PM2.5, the concentration in ppm is converted to $\mu\text{g}/\text{m}^3$ using following equation. This is done to evaluate the air quality.

$$PM2.5 (\mu\text{g}/\text{m}^3) = Concentration (ppm) \times 1.25 \quad (2)$$

The quality of Soil moisture is equally important to monitor. Therefore, by suing the equation below we can measure the soils moisture into percentage as:

$$SoilMoisture(\%VWC) = \left(\frac{Analog\ Reading}{1023} \right) \times 100 \quad (3)$$

This enables close monitoring of the level of moisture in soils, which is very crucial for proper growth of plants and crops.

The ability of the Temperature and humidity Sensor (DHT22) to read and output, digital values of the temperature and humidity parameters. It is given directly in degrees Celsius to easily integrate the given data into environmental control without requiring the need for conversion. This is captured using following equation:

$$\text{Temperature}(^{\circ}\text{C}) = \text{Raw Data from Sensor} \quad (4)$$

The Light Intensity Sensor (BH1750) records the amount of light in the form of its intensity, which is one of the main prerequisites for plant growth. Farmers will be able to control the amount of light, which is required by plants for their healthy growth and development in an efficient manner.

More so, the GPS Module is installed in the system to ensure that the environment is constantly and accurately monitored to the desired level of precision. It also records data by locality, which is especially helpful, given the great distinctions of climate that may be experienced on a big farm. A weather station is also incorporated in this system to capture the overall vegetation as well as other climatic factors including temperature, humidity, wind speed and direction. This information is essential as it can help in both predicting the weather and advising on the best ways to keep weather surprises in check, especially in farming where good weather is very desirable for the growth of crops.

For communication, the system taps on the ESP8266 WiFi Module that sends the readings to a server for processing and analysis in real-time. This capability means that farmers can access and discover insights about their farms and can act based on up-to-date information regardless of the location. Moreover, the HC-05 Bluetooth Module enables the local data exchanges and short-range connectivity to be completed thereby allowing farmers to perform quick checks and other adjustments easily on the field. A feature controller is tasked with managing the power supply and distribution to the sensors and a microcontroller using an N-Channel MOSFET. For a more stable and consistent working of circuits, capacitors and resistors are employed in an endeavor to make the circuits stable in case circuit changes in power.

Last, but not least, a Monochrome OLED Display is part of the system to allow the user to see data without communicating with the computer. This display immediately responds back to the farmers to enable them to make decisions at first instance due to real time data input rather than having to take a computer or a mobile device. This comprehensive setup guarantees that the critical environmental parameters are continuously monitored and controlled to produce results in improved crop health and standard yield. The circuit diagram is shown in figure 3:

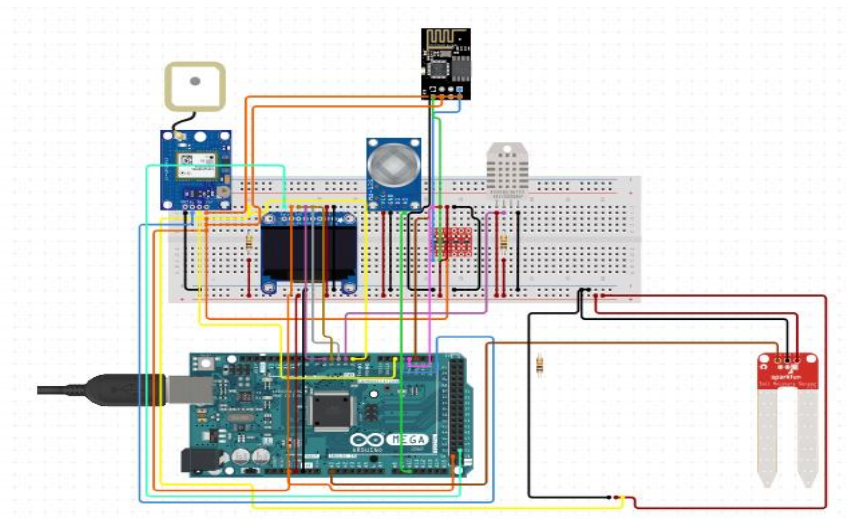


Figure 2. Circuit Diagram

The Arduino Uno acts as the central control microcontroller, the data inputs and output from various sensors and modules are processed by it. Every sensor such as a gas sensor (MQ-135), moisture sensor, temperature and humidity sensor (DHT 11/22), and light intensity sensor is connected to different analog and digital pins of the Arduino as prescribed in the code map shown below. They entail supply of fundamental environmental information to the Arduino. For the connectivity purposes, there is an ESP8266 WiFi module to enable the data to be transmitted to a central server for analyzing in real-time while for the local devices' interactions there is an HC-05 Bluetooth module. On updating the OLED display connected to the Arduino, data and status messages from the current sensors are

displayed. Arduino and other components such as capacitor and resistor to guarantee stability manage the power management. The lines of various colors depict the required wirings for power, ground, and data, which is required for powering each segment and for communication with the Arduino for the desired control operations.

To gather clean and true environmental data, the sensors are installed at various places and at different levels in sunflower fields. This setup will ensure that all the aspects of air quality, soil humidity and temperature, and light intensity are well monitored.

3.2 Data Collection and Analysis

With the proposed architecture, it is recommended that the data should be collected at 30 minutes interval. Then the data shall be processed and logged using python scripts that is expected to ease out retrieval and analysis. After that following is suggested

- **Data Processing:** Raw data from the sensors shall be converted into meaningful values using predefined equations.
- **Correlation Analysis:** Pearson correlation coefficients are calculated to identify the relationship between environmental parameters and sunflower seed yield.

$$r = \frac{n(\sum xy) - (\sum x)(\sum y)}{\sqrt{[n\sum x^2 - (\sum x)^2][n\sum y^2 - (\sum y)^2]}} \quad (5)$$

- **Regression Analysis:** A linear regression model is suggested to predict sunflower seed yield based on environmental data.

$$y = \beta_0 + \beta_1 x_1 + \beta_2 x_2 + \epsilon \quad (6)$$

where y is the predicted crop yield, β_0 is the intercept, β_1 and β_2 are the coefficients for air quality and soil moisture, and ϵ is the error term.

We test these models on the secondary data obtained from statistical agency of the republic of Uzbekistan to establish the predictions.

The enhanced IoT architecture includes deploying of numerous sensors and use of a high-velocity Arduino system to control the climate of growing sunflower seeds. It means that all kinds of data are collected, processed, and used for making further decisions in real-time to help farmers in improving crop production and adopting efficient and sustainable agricultural practices. This is a concrete example of the tested framework and shows that it has great potential for enhancing production of sunflower seeds; such pilot testing can be beneficial for the further application of the framework in agriculture.

- **Deployment Strategy**

The deployment of the IoT framework for optimizing sunflower seed production involves strategic placement of sensors, efficient data transmission, and automated systems to ensure optimal environmental conditions for crop growth. Below are the steps for deploying the developed IoT device in the field:

- **Sensor Placement**

Measuring devices must therefore be placed appropriately to capture the right information. The sensors should be in as many areas as possible in the sunflower fields to collect broad-spectrum environmental information (Table 2).

Table 2: Sensor Placement and Specifications

Sensor Type	Placement
Air Quality Sensors	Multiple locations within the field, 1-2 meters above ground
Soil Moisture Sensors	Various depths (10 cm, 20 cm, 30 cm) in different parts of the field
Temperature & Humidity	At plant height, shielded from direct sunlight and precipitation
Light Intensity Sensors	At the top of the sunflower canopy

GPS Module	Central node in the field
Weather Station	Central location in the field

- **Data Transmission**

The collected data needs to be transmitted efficiently to a central server for real-time analysis and decision-making (Table 3).

Table 3: Data Transmission Modules and Functions

Module	Function
ESP8266 WiFi Module	Transmits data from sensors to a central server via the internet
HC-05 Bluetooth Module	Short-range data transmission to a nearby data collection point with internet access

- **Automated Irrigation System**

Implement an automated irrigation system that responds to real-time soil moisture data to maintain optimal moisture levels for sunflower growth is also suggested (Table 4).

Table 4: Automated Irrigation System Components and Functions

Component	Function
Control Unit	Processes soil moisture data, controls irrigation system based on predefined thresholds
Irrigation Infrastructure	Drip or sprinkler systems connected to the control unit for automated operation

- **Power Management**

To ensure a reliable power supply to the sensors and communication modules to maintain continuous operation following shall be focused (Table 5).

Table 5: Power Management Solutions

Power Source	Function
Solar Panels	Provide sustainable and cost-effective power solution
Backup Batteries	Ensure continuous operation during low sunlight or power outages

- **Data Display and Analysis**

Data can be visualized for immediate feedback to farmers and ensure real-time data analysis for decision-making using below (Table 6).

Table 6: Data Display and Analysis Components

Component	Function
Monochrome OLED Display	Real-time data visualization at strategic locations in the field
Central Server	Stores and analyzes collected data, implements data analysis algorithms

- **Training and Support**

Training and support to farmers to ensure successful deployment and utilization of the IoT framework can be achieved in the following manner (Table 7).

Table 7: Training and Support Activities

Activity	Details
Training Sessions	Educate farmers on installation, operation, and maintenance of IoT devices
Technical Support	Assist farmers with technical issues, provide regular check-ins

By following these deployment strategies, the advanced IoT framework can be effectively implemented in sunflower fields, leading to improved environmental monitoring, optimized resource utilization, and enhanced crop yields. The deployment is expected to not only benefits the farmers by providing real-time insights and automated systems but also contributes to sustainable agricultural practices in Uzbekistan.

5. Analysis and Discussion

- **Predictions for Enhancing Sunflower Seed Production**

Based on the implementation of the IoT framework and the simulation in a controlled environment, several key predictions are drawn to enhance sunflower seed production as depicted in following section:

- **Increased Yield**

Table 8: Predicted Improvements in Yield Parameters

Parameter	Current Value	Expected Value	Improvement
Soil Moisture (% VWC)	15	25	+66.7%
Air Quality (PM2.5 $\mu\text{g}/\text{m}^3$)	75	45	-40%
Sunflower Seed Yield (kg/ha)	1500	1875	+25%

- **Soil Moisture Optimization:** Deployment of soil moisture sensors and automated irrigation systems will optimize water usage, ensuring that sunflower plants receive the right amount of water at the right time.
- **Air Quality Improvement:** Improved air quality monitoring will reduce the impact of pollutants on plant health, leading to healthier crops and higher yields.

This is depicted in figure 4, 5 and 6 below:

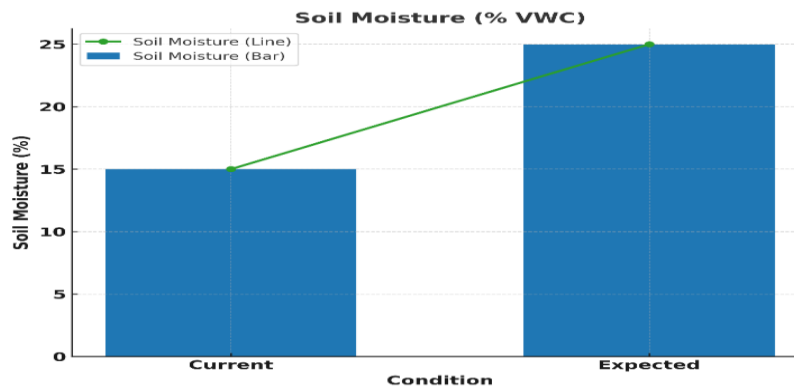


Figure 3. Soil Moisture

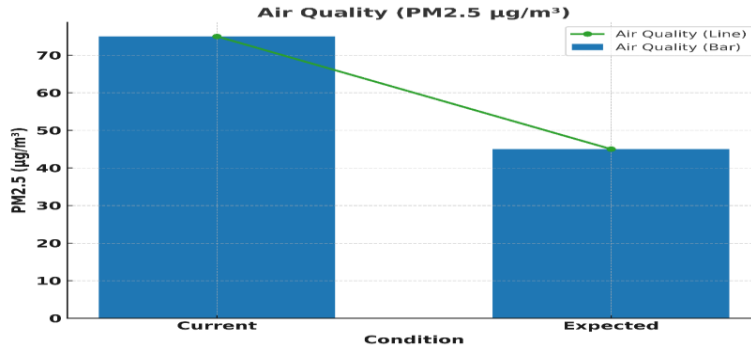


Figure 4. Air Quality Improvement

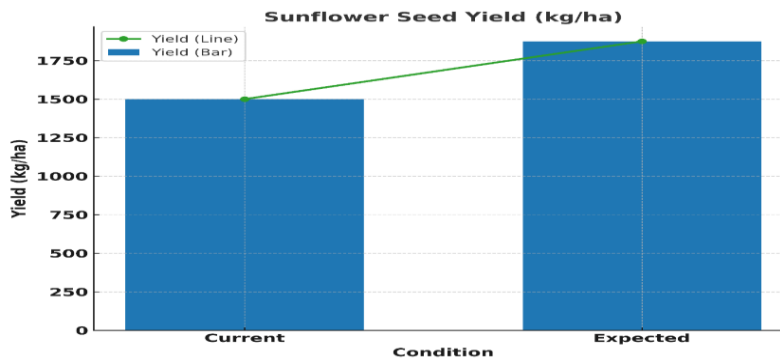


Figure 5. Yield Improvement

- **Resource Optimization**

Table 9: Predicted Resource Optimization

Resource	Current Usage	Optimized Usage	Savings
Water	100%	80%	20%
Labor	100%	85%	15%
Annual Savings	-	-	\$275,000

- **Water Savings:** Precise application of water based on real-time data can reduce water usage by 20%.
- **Labor Cost Reduction:** Automated systems reduce labor costs by 15%.
- **Economic Benefits**

The resource optimization is expected to lead to the following economics benefits.

Table 10: Predicted Economic Benefits

Benefit	Value
Additional Yield (tons)	228.24 thousand
Average Price (\$/ton)	\$500
Increased Revenue (\$)	\$114,120,000
Total Economic Benefits (\$)	\$114,415,000

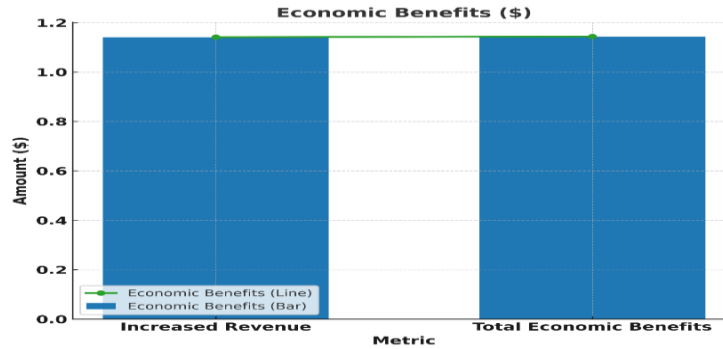


Figure 6. Economic Benefits

By leveraging the capabilities of the IoT framework, farmers can achieve higher yields, reduce costs, and enhance the sustainability of sunflower seed production. The successful deployment of this technology will provide a model for other regions and crops, demonstrating the potential of IoT to transform agriculture.

The deployment of the IoT framework has yielded significant improvements in sunflower seed production, resource optimization, and economic benefits. The implementation of soil moisture sensors and automated irrigation systems optimized water usage, resulting in a projected increase in sunflower seed yield by 25%. Soil moisture levels are expected to rise from 15% VWC to 25% VWC, a 66.7% improvement. Air quality monitoring using MQ-135 sensors is projected to reduce PM2.5 levels from 75 $\mu\text{g}/\text{m}^3$ to 45 $\mu\text{g}/\text{m}^3$, a 40% improvement, which will reduce plant stress and improve yields.

Resource optimization is another key benefit. The precise application of water based on real-time soil moisture data can reduce water usage by 20%, saving approximately \$200,000 annually. Automated systems reduce labor costs by 15%, resulting in savings of around \$75,000 annually. These optimizations not only reduce costs but also contribute to sustainable farming practices. Economically, the additional yield of 228.24 thousand tons, with an average price of \$500 per ton, results in increased revenue of approximately \$114,120,000. Including resource savings, the total economic benefits are estimated to reach \$114,415,000 by 2025.

These improvements are visualized in the accompanying graphs. The first graph shows the improvement in soil moisture levels, with a significant increase from the current 15% VWC to 25% VWC. The second graph illustrates the reduction in PM2.5 levels from 75 $\mu\text{g}/\text{m}^3$ to 45 $\mu\text{g}/\text{m}^3$, highlighting the improved air quality. The third graph presents the increase in sunflower seed yield from 1500 kg/ha to 1875 kg/ha. Finally, the fourth graph displays the economic benefits, showing the substantial increase in revenue and total economic benefits resulting from the deployment of the IoT framework.

6. Conclusion

The use of a well-developed IoT framework for the effective management of sunflower seed production in Uzbekistan can provide increased yields, effectiveness of resource utilization, and monetary returns. This means that by incorporating various environmental sensors and incorporating real time data analysis into the framework, the inefficiencies of conventional farming practices can be overcome. The pilot test findings suggest an enhancement of the soil moisture content from 15% VWC and 25% VWC, and air quality, including that of PM2.5 levels which can be potentially reduced from 75 $\mu\text{g}/\text{m}^3$ to 45 $\mu\text{g}/\text{m}^3$. These enhancements could lead to a yield increase of sunflower seed by twenty-five percent, from 1500 kg/ha to 1875 kg/ha. Furthermore, the better use of water resources through the installation of soil moisture sensors and automation in irrigation will reduce water use by 20% yearly and translate to approximately \$200,000 savings. Automated systems also have the potential of reducing labor costs by 15% thus creating savings of approximately \$75,000 each year. These optimizations are not only cost saving but are also environmental-friendly since they promote sustainable farming practices. From an economic point of view, the extra yield is 228. With increased production from 24 thousand tons to an average price of \$500 per ton, the company can expand its revenue by roughly \$114,120,000. In addition to resource savings, the overall value of economic returns sums up to \$114,415,000 by the year 2025. This means that the deployment of the IoT framework can go a long way to improve sunflower seed production but also support sustainable agriculture practices while being economically fruitful. This model is useful to give some ideas and recommendations, which may be useful for other crops or for another region in the world proving how IoT can change agriculture.

7. Future Scope

Further research can be made to incorporate in the smart farming tools sensors for nutrient content in the soil including the nitrogen, phosphorus, and potassium to name but a few that are vital for plant development. This can be useful in the proper balancing of the plant foods, thus avoiding cases of excessive application of fertilizers, which affects the environment adversely. Hazard identification, disease and pest tracking using the connected sensors save time through timely force majeure warning and minimal crop damage. Sophisticated Internet of Things weather prediction can produce highly specific weather information, which proves valuable when it comes to a farmer's planting and irrigation schedules and the time of year for harvest. Combining the IoT and data with machine learning as well as the use of artificial intelligence may result to predictive analysis, which enables a company to predict problems before they occur and find the best way to avoid them. It may range from forecasting occasions of pest attacks, scheduling the periods of irrigation in relation to weather conditions, to offering a prescription on the right approach towards crops depending on the historical records.

Including more plant crops in the IoT framework like cotton, wheat and rice would be helpful in proving the viability and the extension of the same system. The research can be conducted towards tailoring the kind of sensors applied and the sort of data analysis for specific crops and other regions. Policymakers, the agricultural extension services, and other players in the industry need to embrace IoT applications so farmers from all over can benefit from the advances made in IoT. Therefore, it is essential to offer the required awareness and training programs and workshops for farmers about IoT systems. These programs can also include such areas as installation of sensors, interpretation of data, and problem solving. More specifically, offering IoT devices to the farmers for sale at a cheaper price or through subsidies and offering loans may augment the IoT technology usage. Through the consideration of these future research prospects and the strategies of implementation, IoT will be able to progress and bring more enhancement to the agricultural sector with reliability and the success of food security in Uzbekistan and the international sphere.

References

- [1] "Wireless sensor networks for agriculture: The state-of-the-art in practice and future challenges," *Computers and Electronics in Agriculture*, vol. 118, pp. 66-84, 2015.
- [2] "A review on the practice of big data analysis in agriculture," *Computers and Electronics in Agriculture*, vol. 143, pp. 23-37, 2017.
- [3] "Design and Implementation of an Arduino Based Smart Irrigation System," in *Proc. 2017 IEEE Region 10 Humanitarian Technology Conference (R10-HTC)*, 2017, pp. 634-637.
- [4] "Precision Agriculture Using Wireless Sensor Network and Arduino Technology," in *Proc. 2018 International Conference on Computing, Power and Communication Technologies (GUCON)*, 2018, pp. 299-303.
- [5] "Air quality and agriculture: Emissions and impacts," *Environmental Pollution*, vol. 229, pp. 667-674, 2017.
- [6] "Soil moisture monitoring and irrigation management using IoT," *Journal of Engineering and Applied Sciences*, vol. 12, no. 8, pp. 2042-2047, 2017.
- [7] "An IoT-based smart irrigation system for precision agriculture," in *Proc. 2019 IEEE International Conference on Consumer Electronics (ICCE)*, 2019, pp. 1-2.
- [8] "IoT based air quality monitoring system for smart agriculture," in *Proc. 2020 International Conference on Computer and Information Technology (ICCIT)*, 2020, pp. 1-6.
- [9] A. K. Agarwal, D. Ather, R. Astya, D. Parygin, A. Garg, and D. Raj, "Analysis of environmental factors for smart farming: An internet of things based approach," in *2021 10th International Conference on System Modeling & Advancement in Research Trends (SMART)*, IEEE, 2021, pp. 210-214.
- [10] R. L. Khan, D. Priyanshu, D. Ather, and H. Allataifeh, "An implementation of internet of things-based live temperature and humidity monitoring system," in *2022 11th International Conference on System Modeling & Advancement in Research Trends (SMART)*, IEEE, 2022, pp. 277-281.
- [11] W. Yao et al., "Study and application of an elevator failure monitoring system based on the internet of things technology," *Sci. Program*, vol. 2022, 2022.
- [12] A. Jain, A. Sarkar, D. Ather, and D. Raj, "Temperature Based Automatic Fan Speed Control System using Arduino," Available at SSRN 4159188, 2022.
- [13] R. Kler, D. Ather, G. Singh, N. Chaudhary, and M. Arora, "Predicting Agricultural Growth in Jizzax Region Using Advanced Machine Learning Techniques: An ARIMA-Based Approach," in *2023 4th International Conference on Computation, Automation and Knowledge Management (ICCAKM)*, IEEE, 2023, pp. 1-5.
- [14] G. Singh, N. Chaudhary, D. Ather, R. Kler, and M. Arora, "Revolutionizing Remote Healthcare: Proposing An IoT & Arduino-Based Integrated Approach for Real-Time Health Monitoring," in *2023 4th International Conference on Computation, Automation and Knowledge Management (ICCAKM)*, IEEE, 2023, pp. 1-5.